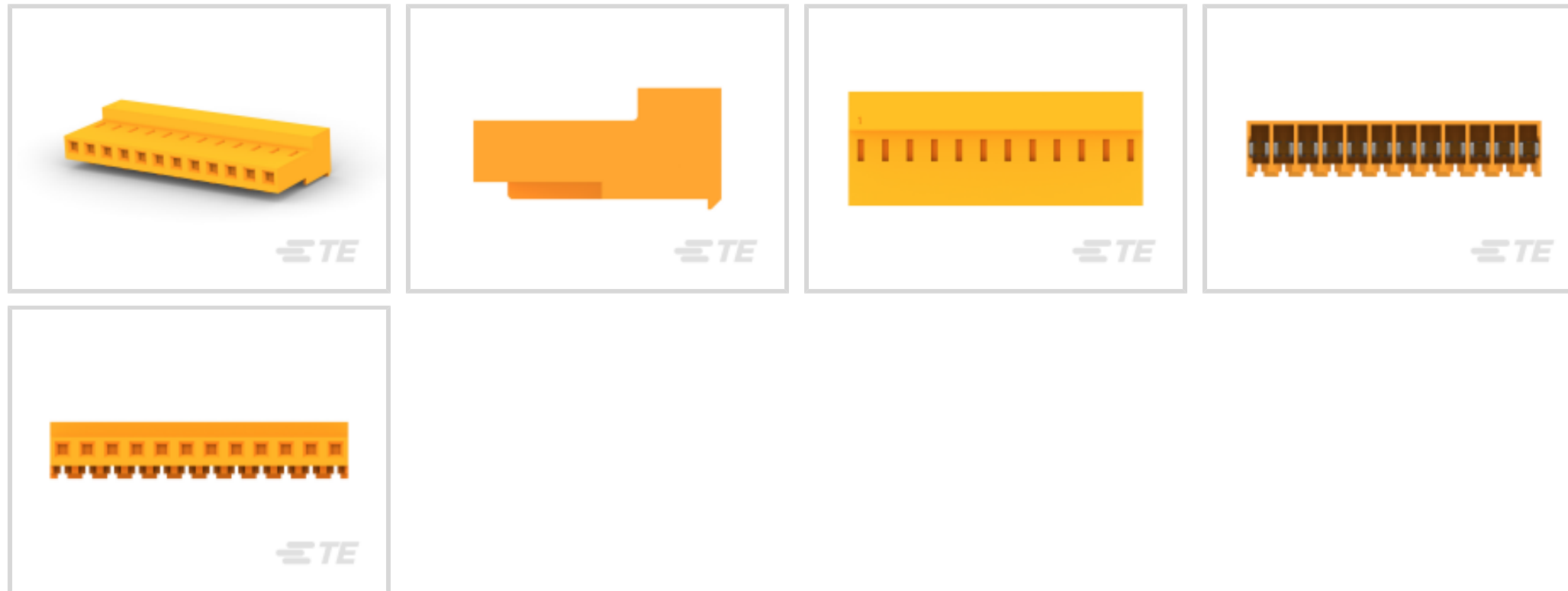




Connectors > Rectangular Connectors > Standard Rectangular Connectors



Connector Product Type: **Connector Assembly**

Connector & Housing Type: **Receptacle**

Mating Alignment: **Without**

Mating Retention: **Without**

Termination Method to Wire & Cable: **Insulation Displacement (IDC)**

Features

Product Type Features

Product Style	Assembly
Shape	Rectangular
Wire/Cable Type	Stranded
Connector Type	Connector Assembly
Housing Type	Receptacle
Connector Product Type	Connector Assembly
Connector & Housing Type	Receptacle
Connector System	Wire-to-Board
Insertion Force Type	Normal
Sealable	No
Connector & Contact Terminates To	Wire & Cable

Configuration Features

Number of Cavities	12
Number of Positions	12
Number of Rows	1



Panel Gasket	Without
--------------	---------

Electrical Characteristics

Operating Voltage	600 VAC
-------------------	---------

Contact Features

Contact Type	Female
--------------	--------

Wire Contact Termination Area Plating Material	Tin
--	-----

Contact Underplating Material	Nickel
-------------------------------	--------

Contact Mating Area Plating Material	Gold, Gold Flash over Palladium Nickel
--------------------------------------	--

Contact Retention Within Housing	With
----------------------------------	------

Contact Current Rating (Max)	7 A
------------------------------	-----

Termination Features

Termination Method to Wire & Cable	Insulation Displacement (IDC)
------------------------------------	-------------------------------

Mechanical Attachment

Panel Mount	No
-------------	----

Contact Retention Type Within Housing	Locking Lance
---------------------------------------	---------------

Panel Mount Feature	Without
---------------------	---------

Mating Alignment	Without
------------------	---------

Mating Retention	Without
------------------	---------

Connector Mounting Type	Cable Mount (Free-Hanging)
-------------------------	----------------------------

Housing Features

Housing Color	Orange
---------------	--------

Housing Material	Nylon 6/6
------------------	-----------

Centerline (Pitch)	3.96 mm [.156 in]
--------------------	-------------------

Dimensions

Width	9.02 mm [.355 in]
-------	-------------------

Height	18.42 mm [.725 in]
--------	--------------------

Length	47.55 mm [1.872 in]
--------	---------------------

Wire Size	.8 – .9 mm ²
-----------	-------------------------

Usage Conditions

Operating Temperature Range	-55 – 105 °C [-67 – 221 °F]
-----------------------------	-----------------------------

Operation/Application



Shielded	No
----------	----

Circuit Application	Power
---------------------	-------

Industry Standards

CSA Rating	LR 7189
------------	---------

Agency/Standard	CSA, UL
-----------------	---------

UL Rating	Recognized
-----------	------------

CSA File Number	LR 7189
-----------------	---------

UL File Number	E28476
----------------	--------

UL Flammability Rating	UL 94V-2
------------------------	----------

Packaging Features

Packaging Quantity	250
--------------------	-----

Packaging Method	Box & Carton
------------------	--------------

Product Compliance

[For compliance documentation, visit the product page on TE.com>](#)

EU RoHS Directive 2011/65/EU	Compliant
------------------------------	-----------

EU ELV Directive 2000/53/EC	Compliant
-----------------------------	-----------

China RoHS 2 Directive MIIT Order No 32, 2016	No Restricted Materials Above Threshold
---	---

EU REACH Regulation (EC) No. 1907/2006	Current ECHA Candidate List: JUNE 2022 (224) Candidate List Declared Against: JUNE 2022 (224) Does not contain REACH SVHC
--	---

Halogen Content	Low Halogen - Br, Cl, F, I < 900 ppm per homogenous material. Also BFR/CFR/PVC Free
-----------------	---

Solder Process Capability	Not applicable for solder process capability
---------------------------	--

Product Compliance Disclaimer

This information is provided based on reasonable inquiry of our suppliers and represents our current actual knowledge based on the information they provided. This information is subject to change. The part numbers that TE has identified as EU RoHS compliant have a maximum concentration of 0.1% by weight in homogenous materials for lead, hexavalent chromium, mercury, PBB, PBDE, DBP, BBP, DEHP, DIBP, and 0.01% for cadmium, or qualify for an exemption to these limits as defined in the Annexes of Directive 2011/65/EU (RoHS2). Finished electrical and electronic equipment products will be CE marked as required by Directive 2011/65/EU. Components may not be CE marked. Additionally, the part numbers that TE has identified as EU ELV compliant have a maximum concentration of 0.1% by weight in homogenous materials for lead, hexavalent chromium, and mercury, and 0.01% for cadmium, or qualify for an exemption to these limits as defined in the Annexes of Directive 2000/53/EC (ELV). Regarding the REACH Regulation, the information TE provides on SVHC in articles for this part number is based on the latest European Chemicals Agency (ECHA) 'Guidance on requirements for substances in articles' posted at this URL: <https://echa.europa.eu/guidance-documents/guidance-on-reach>

Compatible Parts



TE Part # 58074-1
MTA 50/100/156 MANUAL TOOL FRAME



TE Part # 4-641210-2
12P MTA156 HDR FLRA FB 30AU LF



TE Part # 1-640551-2
12P MTA156 COVER



TE Part # 1-643067-2
12P MTA156 MOLDED COVER



TE Part # 4-641208-2
12P MTA156 HDR ASSY FL ST LF



TE Part # 58247-1
MTA 156 CRIMP HEAD REPAIR DISCRETE



TE Part # 59804-1
MAINTENANCE TOOL



TE Part # 1-643071-2
12P MTA156 FD-THRU COVER



TE Part # 4-641209-2
12P MTA156 HDR ASSY FL ST LF



TE Part # 58247-3
MTA 156 CRIMP HEAD PRODUCTION RBBN CABLE



TE Part # 641876-3
12P MTA156 HDR ASSY FL STR SN



TE Part # 1-640643-2
12P MTA156 COVER F/T



TE Part # 4-641202-2
12P MTA156 HDR ASSY PL 30AU LF



TE Part # 4-641203-2
12P MTA156 HDR ASSY PL 30AU LF



TE Part # 4-641204-2
12P MTA156 HDR ASSY PL 30AU LF



TE Part # 4-641207-2
12P MTA156 HDR ASSY FL RA LF



TE Part # 4-644756-2
12P MTA156 HDR ASSY STR AU LF



TE Part # 4-644759-2
12P MTA156 HDR ASSY STR LF



TE Part # 4-644760-2
12P MTA156 HDR ASSY FL ST LF




TE Part # 4-644761-2
12P MTA156 HDR ASSY R/A F/L LF

Also in the Series | **MTA 156**



Insertion & Extraction Tools(1)




PCB Connector Covers(92)




PCB Connector Keying(2)



PCB Connector Mounting(1)



PCB Headers & Receptacles(729)




Power Contacts(3)



Rectangular Caps & Covers(1)



Rectangular Power Connectors(749)

Standard Rectangular Connectors
(1309)

Wire-to-Board Connector Contacts(12)

Documents

Product Drawings

12P MTA156 CONN ASSY 18AWG LF

English

CAD Files

3D PDF

3D

Customer View Model

[ENG_CVM_CVM_4-641222-2_Y.2d_dxf.zip](#)

English

Customer View Model

[ENG_CVM_CVM_4-641222-2_Y.3d_igs.zip](#)

English

Customer View Model

[ENG_CVM_CVM_4-641222-2_Y.3d_stp.zip](#)

English

By downloading the CAD file I accept and agree to the [Terms and Conditions](#) of use.



Datasheets & Catalog Pages

[MTA, CST-100 II, SL-156 and AMP Economy Power \(EP\) Connectors](#)

English

Product Specifications

[Application Specification](#)

Japanese

[Application Specification](#)

English

[MTA 156 Ribbon Cable Connector Assemblies \(English And Spanish\)](#)

English

[MTA 156 Ribbon Cable Connector Assemblies \(English And Spanish\)](#)

Japanese

Agency Approvals

[Agency Approval Document](#)

English